

Honda Grom

Enhanced lifter plate installation



OEM Lifter plate



KOSO Lifter plate



OEM Bearing




OEM

bearing fitment


OEM Lifter plate



KOSO Lifter plate




OEM
bearing
fitment



OEM
Bearing
fitment





After removing the clutch cover, remove the 3 bolts holding the lifter plate. Be careful and hold the springs in place.



Inspect and put the 6 springs back in place before re-installing the new KOSO lifter plate.



**Install your new KOSO lifter plate
with the 3 bolts with a torque of
12Nm or 8.85 ft-lb.**