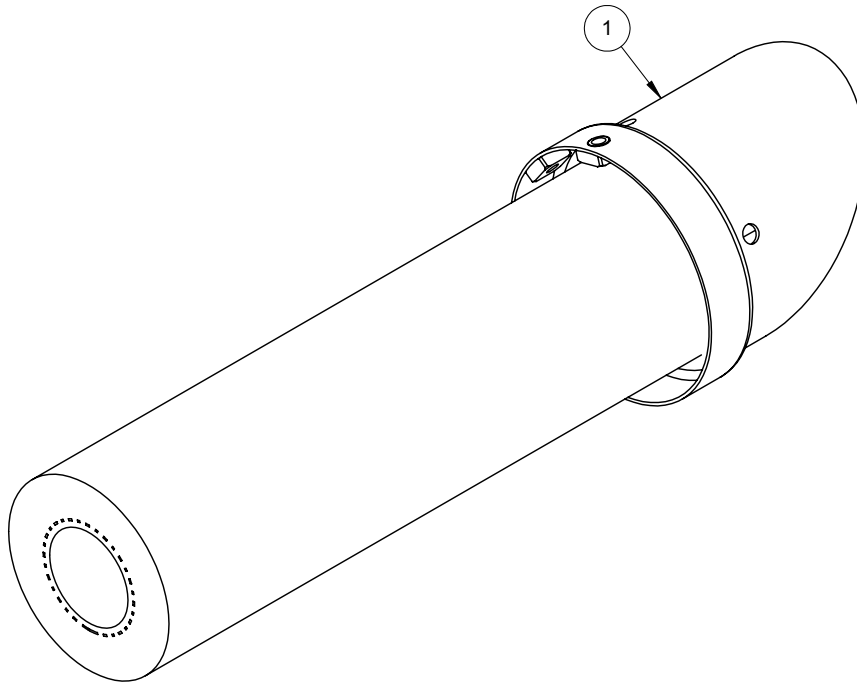


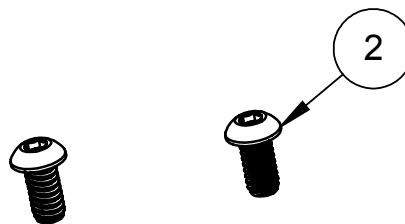
Congratulations, you have purchased a quiet baffle for your motorcycle. Your Vance & Hines exhaust is designed and crafted for performance, quality, and style. Please follow the instructions below, check the parts list for missing or damaged parts and if you need any assistance please contact our technical support line (562) 921-7461.

### PARTS LIST

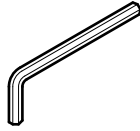
| ITEM NO. | PART NO. | DESCRIPTION       | QTY. |
|----------|----------|-------------------|------|
| 1        | A650R-S  | QUIET BAFFLE      | 1    |
| 2        | A235HW   | 1/4-20 X 1/2 BHCS | 2    |



### HARDWARE



## TOOLS REQUIRED



5/32" ALLEN WRENCH

## BAFFLE REMOVAL/INSTALLATION INSTRUCTIONS

1. Remove the standard baffle from the muffler. The standard baffle is held on by two 1/4-20 button head bolts located on the bottom side of the muffler body.
2. Once the bolts have been removed, the slashed end cap and the standard baffle will be removed as one unit.
3. Install the quiet baffle/end cap assembly.
4. Secure the baffle to the muffler with the supplied 1/4-20 x 1/2 button head cap screws, use blue loctite #243 on all bolts.
5. After installation and before starting motorcycle, completely clean pipes and mufflers with cleaning solvent and a clean, soft cloth that will not leave a residue. Note: Any residue, oil, or fingerprints will stain the chrome when the metal heats up.
6. Be sure to tighten all hardware before starting your motorcycle.

Emissions Notice:

In California, in order to meet Air Resources Board emissions requirements, certain aftermarket part applications have been identified as replacements, and others have received ARB Executive Orders. All other emissions related aftermarket parts are for competition use only. A list of replacement parts and EO parts, and corresponding fitment is provided at [vanceandhines.com/california](http://vanceandhines.com/california).

Warranty:

All Vance & Hines products are warranted against defects in material and workmanship for a period of 90 days. This warranty does not cover discoloration or rust. This warranty shall be limited to the repair or replacement of the product, which may be proven defective under normal use. Vance & Hines will not warranty any system that has been abused, misused, improperly installed or modified.

Dealers or distributors are not authorized to make dispositions binding upon Vance & Hines. Vance & Hines will not be responsible for any labor charges incurred in removing or replacing any system under warranty. A return authorization number and a copy of the original purchase invoice must accompany all returns. Parts returned without a return authorization may be refused.

13861 ROSECRANS AVENUE / SANTA FE SPRINGS, CA 90670  
SALES: (562) 921-5388  
TECHNICAL: (562) 926-5291  
FAX: (562) 802-0110

**vanceandhines**  
**.com**