



# AltRider Rear Luggage Rack for KTM 790/1090/1190/1290 Adventure & R

## INSTALLATION INSTRUCTIONS

The most up to date instructions can be downloaded from the product page at [altrider.com](http://altrider.com), under the instructions tab.

Dear Rider,  
Thank you for choosing AltRider! Whether a seasoned world adventurer or a first time ADV-Newbie, we welcome you to the AltRider experience. You can install your new product with the utmost confidence. AltRider designs, tests, and manufactures all of its products here in the United States. We are proud to do what we do, and honored to present to you the product of our labors.

Enjoy it, show it off, and most of all, RIDE IT!

Venture On,  
Jeremy LeBreton



**AltRider Rear Luggage Rack for  
KTM 790/1090/1190/1290 Adventure &  
R**

Package Contents:  
- luggage rack  
- Hardware kit



### AltRider LLC

#### Global

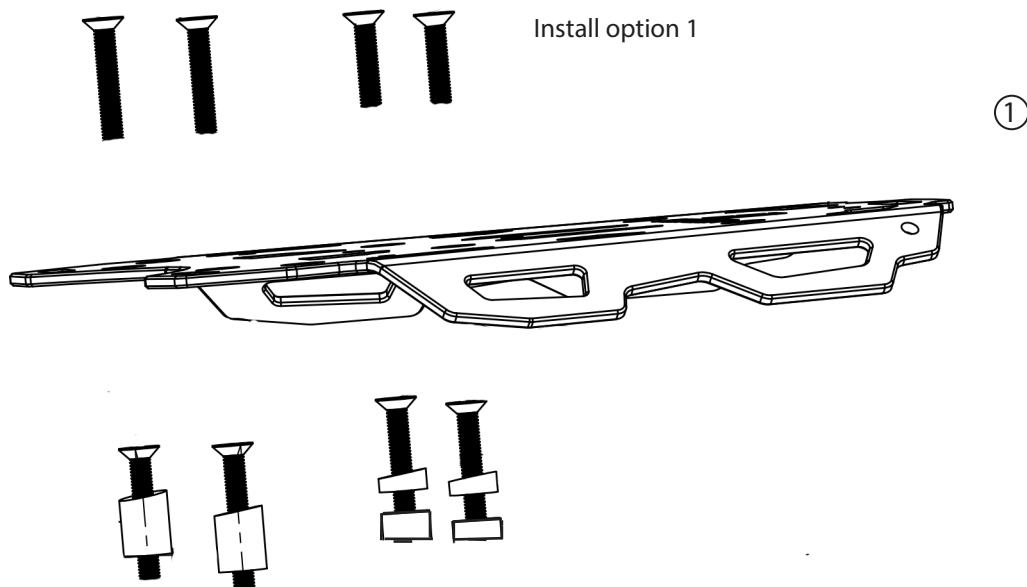
mailing: 4000 Aurora Ave N Ste 100  
Seattle, WA 98103 USA  
phone: 206-922-3618  
email: [info@altrider.com](mailto:info@altrider.com)  
web: [www.altrider.com](http://www.altrider.com)

#### Europe

mailing: Oude Middenweg 231-M  
2491 AG DEN HAAG  
Netherlands  
email: [info@altrider.eu](mailto:info@altrider.eu)  
web: [www.altrider.eu](http://www.altrider.eu)

Rev 0  
MADE IN THE USA





## Kit:

- ① Rear luggage rack
- ② (2) M8 x 45 flat head screws
- ③ (2) M8 x 35 mm flat head screws
- ④ (2) M8x 55 mm flat head screws
- ⑤ (2) M8 x 60 mm flat head screws
- ⑥ (2) 7.96mm x 19.05 OD spacers
- ⑦ (2) 8mm custom angled spacers
- ⑧ (2) 25mm custom angled spacers



## Recommended tools:

- ① hardware tray
- ② 1/4" ratchet
- ③ 1/4" driver
- ④ T40 Torx driver / or L handle
- ⑤ M5 allen driver
- ⑥ Thread locker



## Option #1



- ① Option #1, install AltRider rack directly on top of OEM rack. Remove (4) OEM fasteners (A) from the luggage rack using T40 Torx driver.

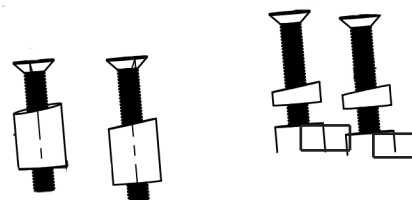
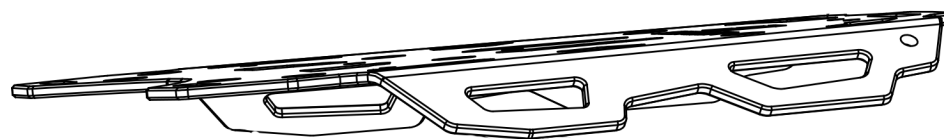


- ② Place the AltRider rear rack on top of the OEM Rack and handles, replacing the two forward OEM fasteners with M8x60 and M8x55 fasteners.

## Option #2



- ① Option#2, Install AltRider Rack without OEM rack or handles. First, remove (4) OEM fasteners (A) from rack using T40 driver. Remove rack, and handle pieces.



- ② Place the AltRider provided spacer combo as shown with 8mm angled spacers stacked on top of 7.96 mm spacers in the rear location, and 25mm angled spacers. Low point of the spacer should face forward (towards the seat).



## CONGRATULATIONS!

**You've completed your installation. If at any point you have questions about your installation or have any feed back for us, we'd love to hear it. A downloadable version of these instructions can be found at our web site. [www.AltRider.com](http://www.AltRider.com)**

**After 5 hours of riding, or 100 miles, check all the fasteners on the assembly to ensure they are tightened to spec.**

### Global Office:

**email: info@AltRider.com**  
**phone: +1 206-922-3618**  
**address: 4000 Aurora Ave N**  
**Ste 100**  
**Seattle, WA 98103**



### TERMS OF USE, WARRANTY AND LIABILITY WAIVER

AltRider LLC, a Washington company, having its principal place of business in Seattle, WA ("AltRider") offers its motorcycle accessories (the "Product") with the terms, conditions and notices as follows:

#### Terms of Use

This Product is offered to you conditioned upon your acceptance without modification of the terms, conditions, and notices contained herein. Installation and/or use of this product implies acceptance of all such terms, conditions, and notices. If you do not agree to these terms, do not buy the Product. If you have already bought the Product and do not agree to these terms, return this Product promptly including the packaging and all written materials, to AltRider.

#### Limitation of Liability and Warranty Disclaimer

You may return your merchandise for a full refund or exchange, less any original or return shipping fees under these conditions:

1. Only if the merchandise is in 100% factory condition. Original manufacturer's packaging and same condition as sold – original boxes, packaging material, instructions, documentation, parts, and attached tags.
2. Only unused, unscratched, uninstalled, undamaged merchandise will be accepted. Do not install equipment until you are sure you want to keep it. Package items carefully in protective materials before returning them. Never ship an item in its original manufacturers packaging – it will arrive damaged. Please use a postal box or other adequate packaging to ensure your return or exchange is not damaged on the way back to AltRider.com.

To read more about our exchanges and returns policy, on the web, navigate to <http://www.altrider.com/info/exchangesAndReturns>

Excepting the warranties stated in the preceding paragraph, AltRider hereby disclaims all other warranties and conditions with regard to the Product including all implied warranties and conditions of merchantability and fitness for a particular purpose. There are no warranties which extend beyond the description on the face hereof. AltRider does not warrant against damages or defects arising out of use or installation of the Product. Installation instructions are provided for your convenience. AltRider is not responsible for any damages arising out of the installation, improper or otherwise, of the Product. No warranty of any kind, expressed or implied, is made regarding the safety of this Product.

To the extent allowed by law, AltRider shall not be held liable for any direct, indirect, punitive, incidental, special or consequential damages arising out of, or connected with, the use or misuse of this Product. Buyer assumes all risks and liability arising from use of this Product.

#### Entire Agreement

This document states the entire obligation of AltRider with respect to the Product. If any part of this agreement is determined to be void, invalid, unenforceable or illegal, including, but not limited to the warranty disclaimers and liability limitations set forth above, then the remainder of the agreement shall remain in full force and effect.

#### Applicable Law

This agreement is governed by the laws of Washington, USA. You hereby consent to the exclusive jurisdiction and venue of the courts of Washington, USA, in all disputes arising out of or relating to the use of this product.

### Europe Office:

**email: info@AltRider.eu**  
**address: Spectrumlaan 31**  
**2665 NM Bleiswijk**  
**Netherlands**

