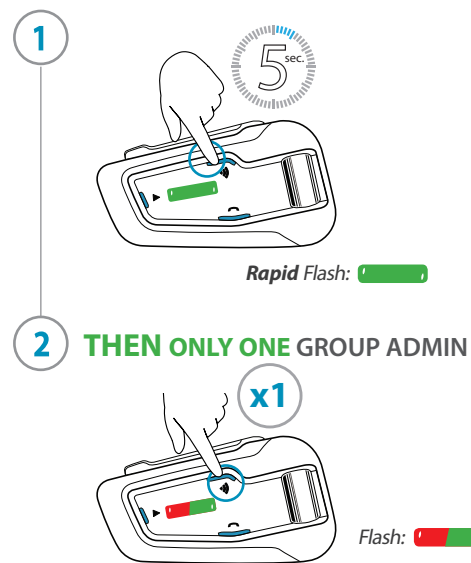


DMC Intercom Grouping

Verify you are in  DMC Mode Flash: 

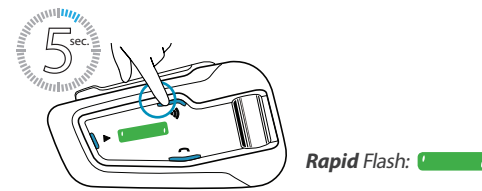
Create a new DMC Group

Admin + all group members:



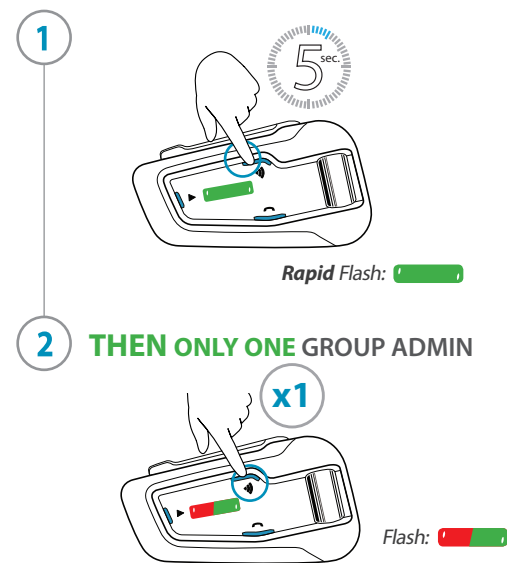
3 **Grouped successfully** Flash: 

Cancel Grouping



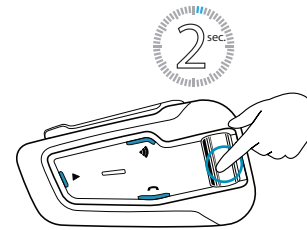
Join an existing DMC Group

Admin + new member ONLY



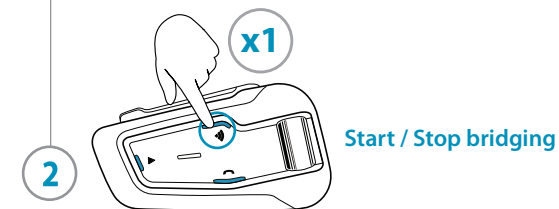
Using DMC Intercom

Talking - always on



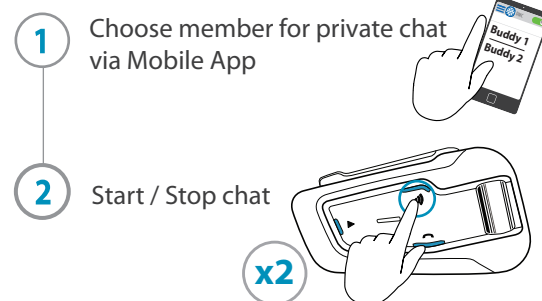
Bridge (add) a non-DMC passenger

1 **First**, verify that passenger is paired via Bluetooth.
(see 2-way Bluetooth intercom pairing)



Private Chat

Chat privately with one of the group members



Voice Commands - Always On!

- "Hey Cardo, **radio on**"
- "Hey Cardo, **radio off**"
- "Hey Cardo, **next station**"
- "Hey Cardo, **previous station**"



- "Hey Cardo, **music on**"
- "Hey Cardo, **music off**"
- "Hey Cardo, **next track**"
- "Hey Cardo, **previous track**"

- "Hey Cardo, **volume up**"
- "Hey Cardo, **volume down**"
- "Hey Cardo, **mute audio**"
- "Hey Cardo, **unmute audio**"



- "Hey Cardo, **speed dial**"
- "Hey Cardo, **redial number**"
- **Answer**
- **Ignore**

- "Hey Siri"
- "Ok Google"



- "Hey Cardo, **battery status**"
- "Hey Cardo, **call intercom**"

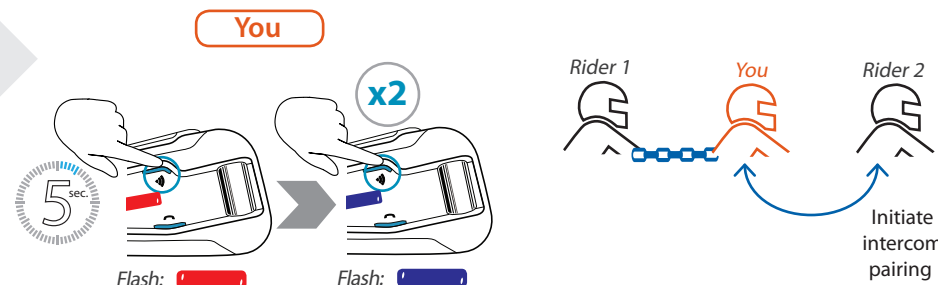
Set a Cardo non DMC Intercom

 **Bluetooth / DMC Change Intercom Mode**  **Verify you are in Bluetooth Mode** Flash: 

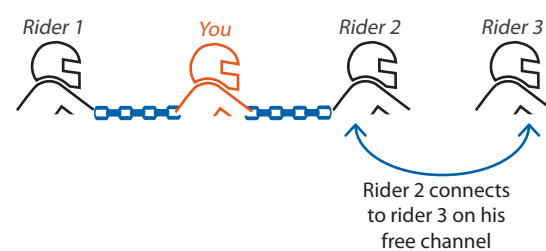
2-way pairing



Adding 3rd rider




Adding 4th rider



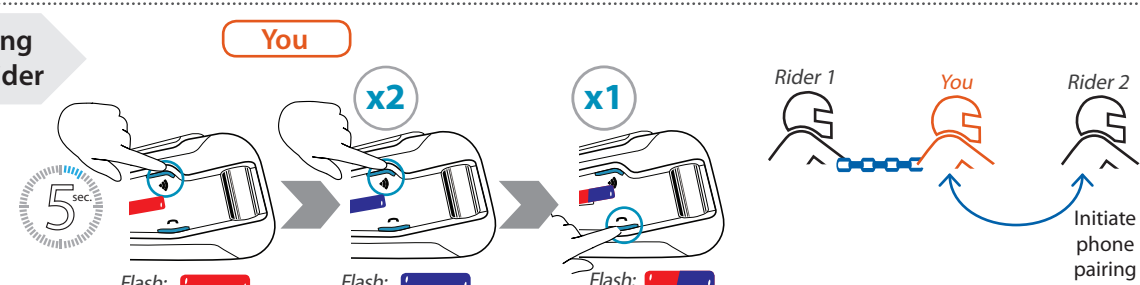
Join/create a non-Cardo Intercom Group

 **Bluetooth / DMC Change Intercom Mode**  **Bluetooth Mode** Flash: 

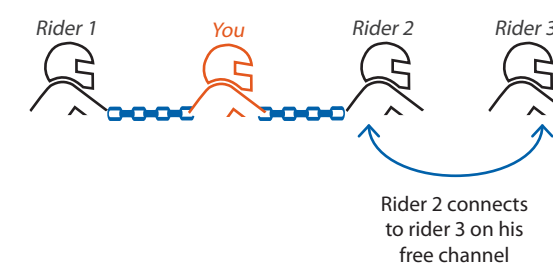
2-way pairing



Adding 3rd rider

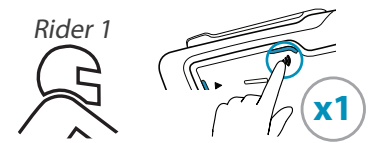


Adding 4th rider




Using Bluetooth Intercom

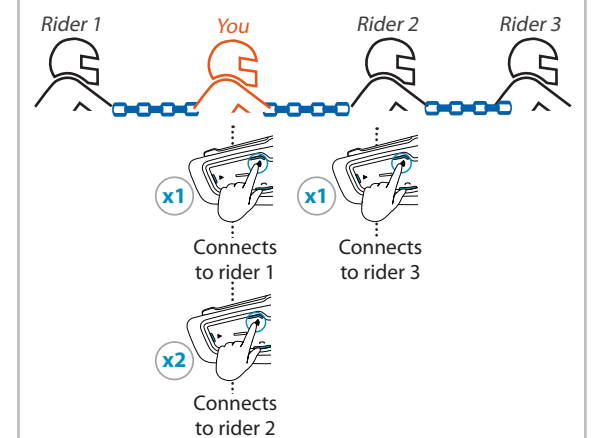
 **Start / End / Add with Rider 1**



 **Start / End / Add with Rider 2**



Initiating 4 way Bluetooth Intercom Conference



Factory Reset

