

Skid Plate Installation Instructions

- 1** Hook the 2 supplied rear clamps over the rear cross section part of the frame as shown in **(figure 1)**.
- 2** Insert the front attachment bar over the top of the frame as shown in **(figure 2)**. The machined flat should face the engine.
- 3** Hold the skid plate in place and start the 2 front 8 x 40mm mounting bolts. These bolts screw into the front attachment bar as shown in **(figure 3)**. Do not tighten bolts yet.
- 4** Now start the shorter 8 x 20mm mounting bolts in the rear. In **(figure 5)** you will see that the skid plate has four holes, on the linkage bikes you will use the center 2 holes and the non linkage bike the outer 2 holes. These bolts screw into the rear clamps as shown in **(figure 4)**. Do not tighten bolts yet.




FIG 1



FIG 2



FIG 3

- 5** Make sure the skid plate is well centered then tighten the front and rear mounting bolts using a 5mm Allen wrench.




FIG 4




FIG 5

WARNING AND DISCLAIMER

All parts manufactured, designed or sold by Enduro Engineering, Inc. (EEI) are to be installed by a licensed motorcycle dealer or a licensed motorcycle technician. Motorcycles can be dangerous. Serious injury, death and property damage can result from the use of motorcycles. This risk is increased by improper installation or misuse of after market parts. EEI's customers must exercise good judgment in the use, control, alteration, part selection and installation, and maintenance of their motorcycles. In the event of a possible defect in material or design, or any other defect in a part manufactured, designed or sold by EEI, the responsibility of EEI is limited to either a refund of the purchase price or the replacement of the part if EEI determines the part to be defective, and subject to EEI's inspection of the part within thirty (30) days from the date of purchase. (Note: any attempted repairs or modifications made to EEI products will void this limited warranty). EEI, under no circumstances will be responsible for incidental and/or consequential damages, property damage, personal injury damage, or damage, injury, cost or expense of any kind or nature whatsoever. By purchasing an EEI product or a product sold by EEI, you (1) acknowledge the above disclaimer and agree to its terms; (2) agree that any claim brought against EEI arising from and/or pertaining to or otherwise related to a part manufactured, designed or sold by EEI must be brought in the Michigan State Courts located in the County of Ingham or in the Federal District Court for the Western District of Michigan and that Michigan law shall apply on all issues; and (3) any claim against EEI must be brought within one (1) year of purchase of the product. EEI makes no other warranty, express or implied, including without limitation any warranties of merchantability and fitness for a particular purpose. R.JRF.Sec.randt.warninganddisclaimer.5.2.08

Enduro Engineering

QUALITY OFF-ROAD MOTORCYCLE PRODUCTS

INSTRUCTIONS

Skid Plate Installation

Part# 24-063, 24-064, 24-075