

!!! WARNING !!!

This is an aftermarket part built for racing purposes only.

Koso is not responsible for any damages caused to the parts, vehicle, or to yourself and others.

Engine parts are not under warranty nor is collateral damage or cost of labor, in cases of malfunction.



•Thank you for purchasing **HONDA MSX 125 Throttle body (34mm)**, please read the instruction thoroughly before installing.

⚠ Notice

- For installation, please follow the steps described in manual. Any damage caused by wrong installation shall be imputed to the users.
- Don't break or modify the wire terminal. To avoid the short circuit, please don't pull the wire when installing.
- Do not disassemble or change any parts excluding the manual description.
- The interior examination or maintenance should be executed by our professionals.

◎MARK MEANING:

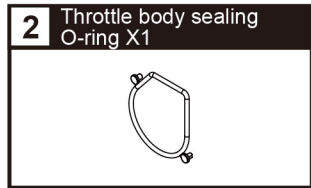
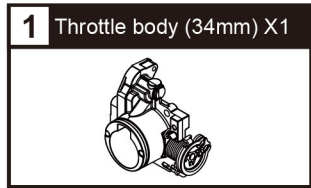
NOTE You could get the installation details from the information behind the mark.

⚠ Some processes must be followed to avoid the affection caused by wrong installation.

⚠ WARNING! Some processes must be followed to avoid damages to yourself or the public.

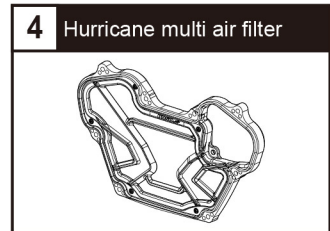
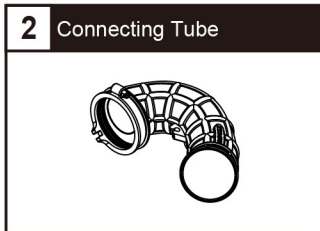
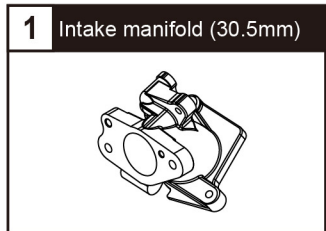
⚠ CAUTION! Some processes must be followed to avoid the damage to the vehicle.

1-1 Accessory



NOTE Please contact your local distributor if the items received are not the same as the ones listed above.

1-2 Optional Accessories



NOTE Some of these items may not sell in particular area, for more information, please contact with our local dealer.

2 You may opt to install the outer cover

Please proceed as follows

- 1 Throttle body
- 2 Throttle wire roller cam
- 3 Idling screw
- 4 TPS sensor module
- 5 Throttle body sealing O-ring
- 6 Idling control valve

⚠ Please use lubricating oil before installing.

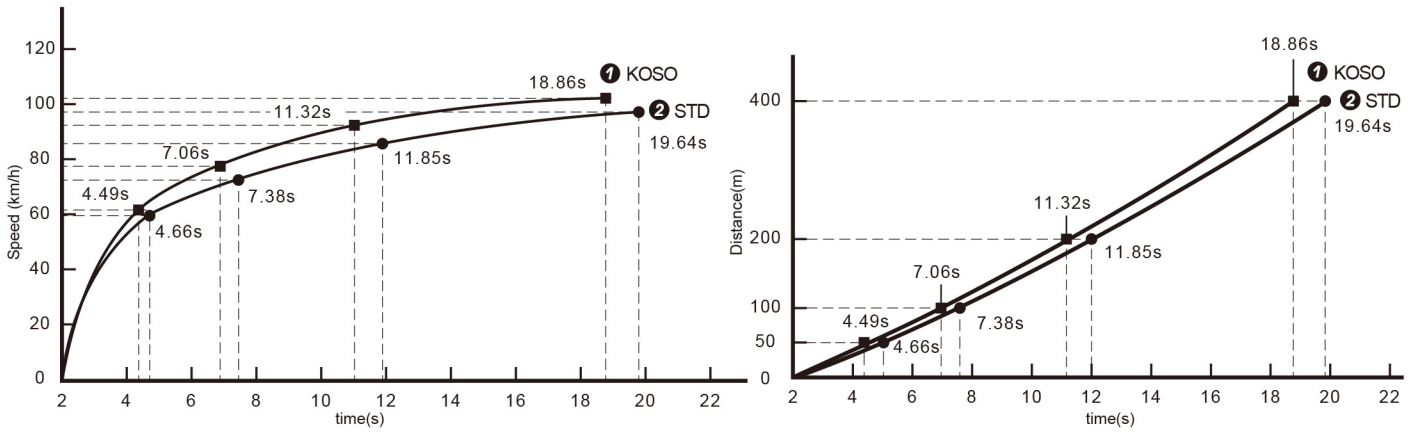
NOTE Please do according to figure in order. Make sure to disassemble the parts in reverse order. Please refer to the above picture for installation sequence.

NOTE Make sure fully fasten the idling screw. Then unfasten screw with two threads (in standard position).

NOTE KOSO MSX Throttle body with KOSO MSX Intake manifold and KOSO MSX Connecting Tube.

6 Nm (60 kgf.cm)
12 Nm (120 kgf.cm)
3.4 Nm (34 kgf.cm)

3 Acceleration speed test diagram



NOTE ① KOSO MSX Throttle body (34mm) +KOSO MSX Intake manifold (30.5mm) +KOSO MSX Connecting Tube+KOSO MSX Sub Tube +KOSO MSX Hurricane multi air filter.

NOTE ② Genuine.

NOTE Test results vary with testing environment and weather. This test chart is for reference only.