

FOR OFF ROAD/RACE USE ONLY!



Driven TT Rearsets for 14-15 Yamaha FZ-09

Part#: DRP-716

INSTALLATION INSTRUCTIONS

Removal

Shifter Side

1. Remove top heim joint from shift knuckle, retain spacer.
2. Remove shift pedal.
3. Propping the bike on stands to support the rear swing arm. (must be done on a bike lift with a person helping)
4. Remove m12 nut from right side swing arm pivot.
5. Pull swing arm pivot out. (support swing arm as it will fall down if not supported)
6. Remove m8 bolt from lower plate.
7. Remove left side plate.

Brake Side

1. Remove rear brake master cylinder.
2. Remove plunger pin and retain.
3. Remove m8 bolt from lower plate.
4. Remove rear brake switch and disconnect it from bike.

THE USE OF BLUE LOCTITE IS REQUIRED ON ALL MOUNTING HARDWARE!

Installation

NOTE: ALL PIVOT POINTS MUST BE TIGHTENED USING BLUE LOCTITE AND AN IMPACT GUN.

Shifter Side

1. Install foot peg into rear set plate.
2. Use frame plate and install swing arm pivot, true it.
3. Install m8 bolt and secure to frame.
4. Connect shift rod. (8")
5. Rotate shift knuckle to 7 o'clock.

Brake Side

1. Install foot peg in frame bracket.
2. Connect master cylinder plunger to brake lever using OEM cotter and pin.
3. Install frame bracket to bike with master cylinder bracket.
4. Reinstall m12 nut and m8 bolt and torque down to factory specs.
5. Install master cylinder using 2 m8 bolts supplied.
6. Adjust shift pedal with shift rod and tighten both safety nuts.
7. Use blue Loctite on all bolts and torque all to required setting.
8. Make sure nothing interferes with proper operation of the motorcycle.


TOOLS REQUIRED

- 8mm Open End Wrench
- 5mm Hex Key
- 6mm Hex Key
- 8mm Hex Key
- Needle Nose Pliers
- Screw Driver
- Blue Loctite
- Impact Gun


Make final adjustments as necessary and re-check all hardware after the first 500 miles of use.

THIS PRODUCT IS INTENDED TO BE INSTALLED BY A CERTIFIED TECHNICIAN*

FOR OFF ROAD/RACE USE ONLY!



(Fig 1.)



(Fig 2.)

THIS PRODUCT IS INTENDED TO BE INSTALLED BY A CERTIFIED TECHNICIAN*

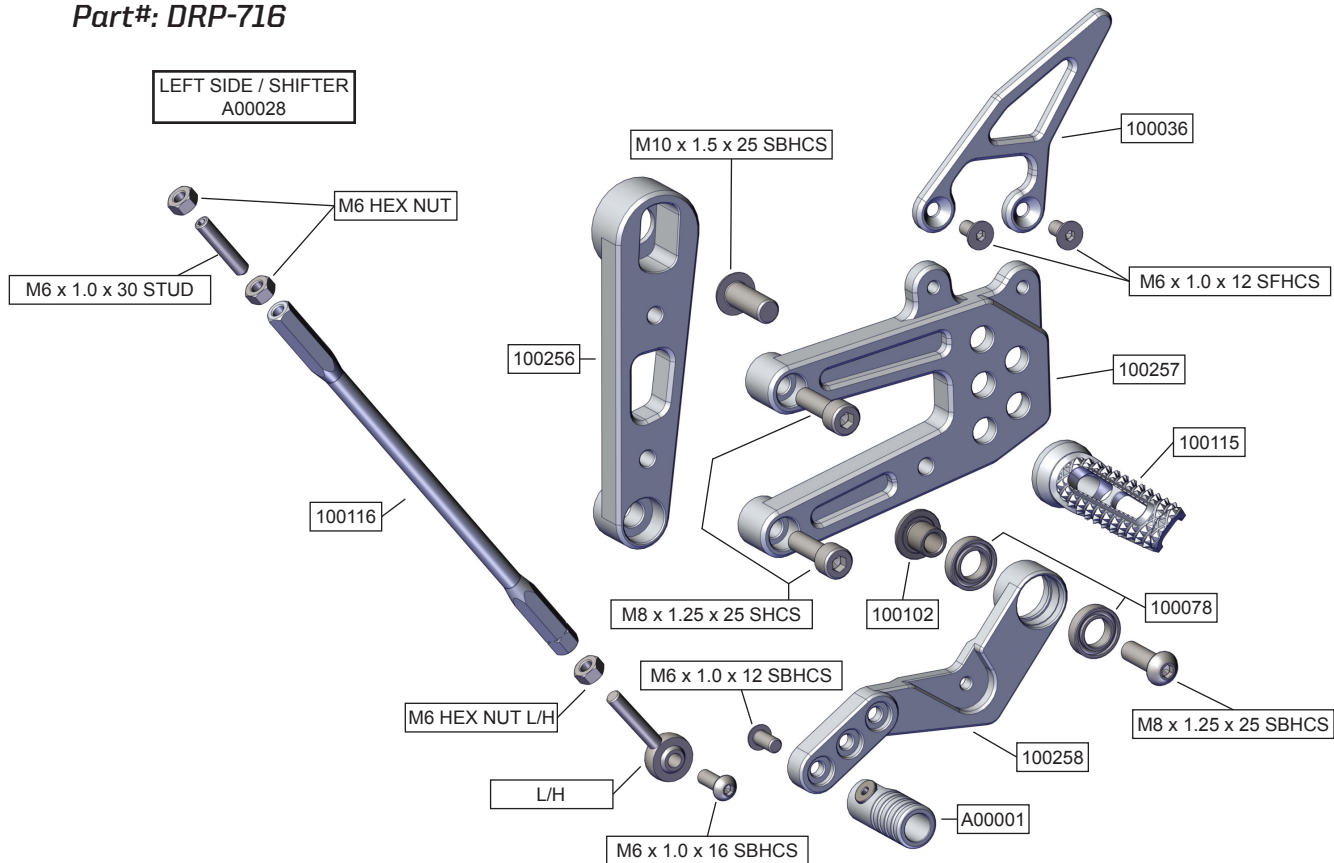
FOR OFF ROAD/RACE USE ONLY!




Driven TT Rearsets for 14-15 Yamaha FZ-09

Part#: DRP-716

LEFT SIDE / SHIFTER
A00028



RIGHT SIDE / BRAKE
A00029



THIS PRODUCT IS INTENDED TO BE INSTALLED BY A CERTIFIED TECHNICIAN*